

Name: \_\_\_\_\_ Form: \_\_\_\_\_ Maths teacher: \_\_\_\_\_

Which booklet are you completing? Tick the box next to the booklet

- ☐ Strand 1 securing a grade 4, aiming for a grade 5
- ☐ Securing a grade 5, aiming for a grade 6 (higher)
- ☐ Aiming for a grade 9 (higher)

---

**Cycle 1 mock exam preparation: securing a grade 4, aiming for a grade 5 (foundation)**

w/C Monday 6 October

Revision timetable:

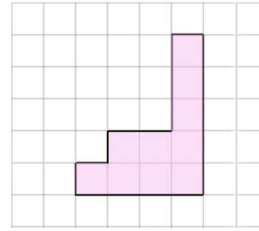
	Monday 6 October	Tuesday 7 October	Wednesday 8 October	Thursday 9 October	Friday 10 October	Saturday 11 October	Sunday 12 October
<b>Securing a grade 4: foundation</b>	<ul style="list-style-type: none"> <li>Perimeter of basic shapes</li> </ul>	<ul style="list-style-type: none"> <li>Area of rectangles and triangles</li> </ul>	<ul style="list-style-type: none"> <li>Mixed area and perimeter</li> </ul>	<ul style="list-style-type: none"> <li>Circumference of a circle</li> </ul>	<ul style="list-style-type: none"> <li>Area of a circle</li> </ul>	<ul style="list-style-type: none"> <li>Mixed area and circumference of circles</li> </ul>	<ul style="list-style-type: none"> <li>Mixed geometry problems</li> </ul>

### Notes

- 20 marks = 20 minutes (time yourself!)
- Show all of your working out
- Use the link to CorbettMaths to look at videos to support

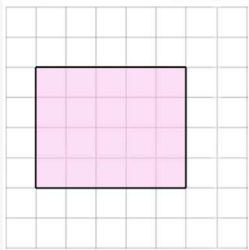
**Perimeter** – the distance around a shape

3. A shape is drawn on a centimetre grid below.  
What is the perimeter of the shape? Include your units.




(2 marks)

1. A rectangle is drawn on a centimetre grid below. What is the perimeter of the shape? Include your units.



(2 marks)

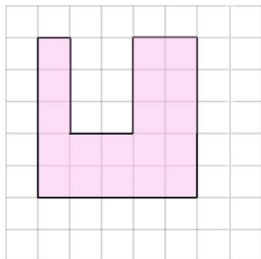
4. Below is a centimetre grid.



Draw a rectangle with a perimeter of 12cm.


(1 mark)

2. A shape is drawn on a centimetre grid below. What is the perimeter of the shape? Include your units.



(2 marks)

5. Below is a centimetre grid.




Draw a rectangle with a perimeter of 30 cm.

(2 marks)

(1 mark)

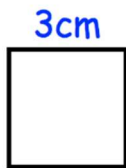
6. Shown below is a rectangle.



Not drawn  
accurately

Work out the perimeter of the rectangle.  
Include suitable units.

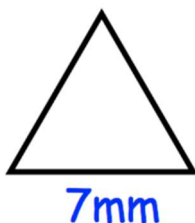
7. Shown below is a square.



Not drawn  
accurately

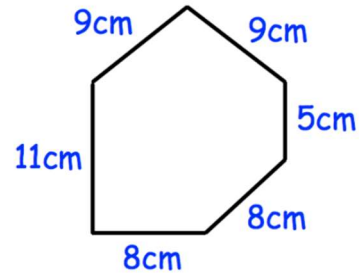
Work out the perimeter of the square.  
Include suitable units.

8. Shown below is an equilateral triangle.



Work out the perimeter of the triangle.  
Include suitable units.

9.



Not drawn  
to scale

- a) Name the shape above

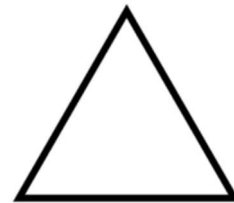
(2 marks)

(1 mark)

- b) Find the perimeter of the shape. State your units.

(2 marks)

10. Shown below is an equilateral triangle with side length 6cm.

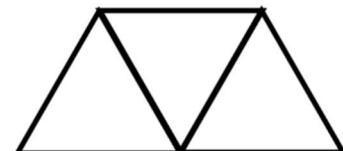


(2 marks)

- a) Find the perimeter of the equilateral triangle

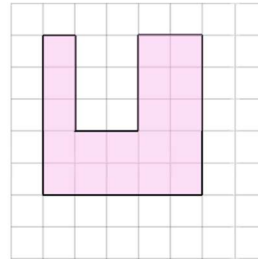
(1 mark)

Three equilateral triangles, each with side length 6cm, are put together to make one larger shape.



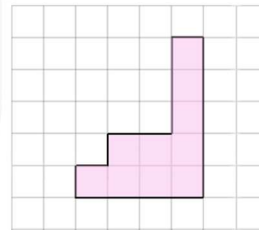
- b) Find the perimeter of the shape

2. A shape is drawn on a centimetre grid below.  
What is the area of the shape? Include your units.



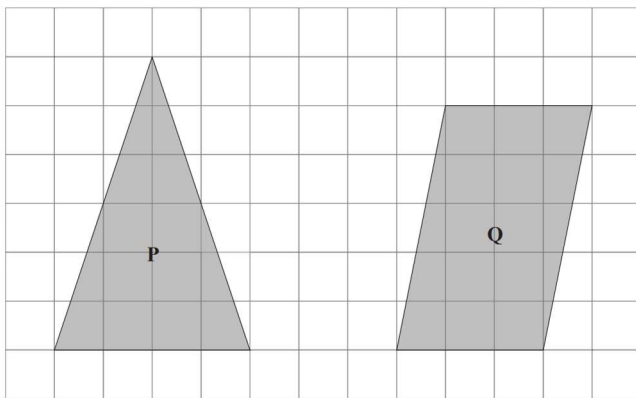
(2 marks)

3. A shape is drawn on a centimetre grid below.  
What is the area of the shape? Include your units.



(2 marks)

1. The diagram shows two shapes on a centimetre grid



a) Find the area of shape P

(1 mark)

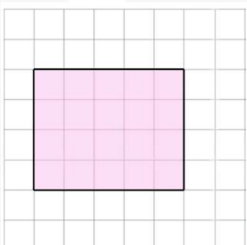
b) Write down the mathematical name for shape Q

(1 mark)

c) Find the area of shape Q


(1 mark)

2. A rectangle is drawn on a centimetre grid below. What is the area of the shape? Include your units.



(2 marks)


4. Below is a centimetre grid.



Draw a rectangle with an area of 12cm.

(2 marks)

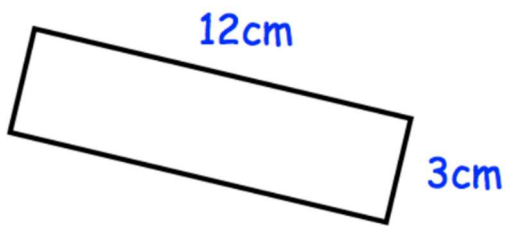
5. Below is a centimetre grid.



Draw a rectangle with an area of 30 cm.

(1 mark)

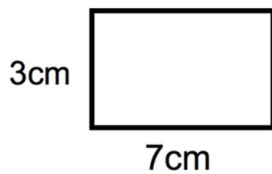
6. The diagram shows a rectangle.



Work out the area.  
Include units.

(2 marks)

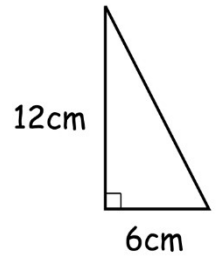
7. Shown below is a rectangle.



Work out the area.

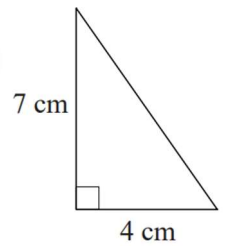
(2 marks)

8. Find the area of the triangle. State your units.



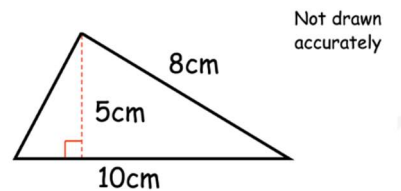
(3 marks)

9. Find the area of the triangle. State your units.



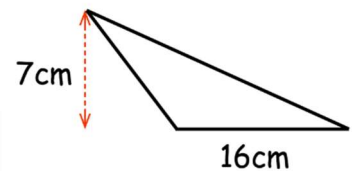
(3 marks)

10. Find the area of the triangle. State your units.



(3 marks)

11. Find the area of the triangle. State your units.



(3 marks)

1.



The rectangle has length 4.5cm and width 2.8cm.

- a) Find the area of the rectangle. State your units.


(2 marks)

- b) Find the perimeter of the rectangle. State your units.

(1 mark)

4. The diagram shows a rectangle.

12cm



The length of the rectangle is 12cm  
The area of the rectangle is  $48\text{cm}^2$

Find the width of the rectangle.

(2 marks)

(2 marks)

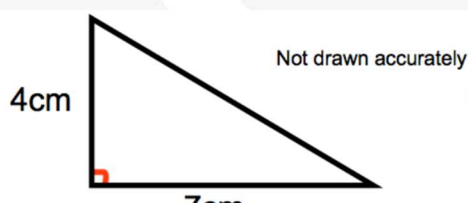
5. The width of a rectangle is 28cm  
The area of the rectangle is  $1540\text{cm}^2$

Work out the length of the rectangle.

(2 marks)

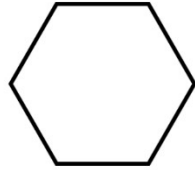
(2 marks)

3.



6. Here is a regular hexagon.


Each side is 5cm. What is the perimeter? State your units.



(2 marks)

7. A square is shown below.

$$3x - 2$$



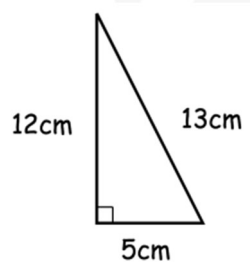
Write an expression for the perimeter of the square.

(2 marks)

8. Shown is a right angled triangle

a) Find the area of the triangle.

State your units.

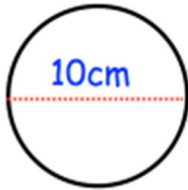


b) Find the perimeter of the triangle. State your units.



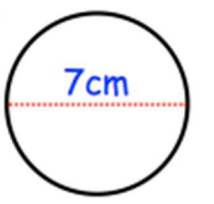
1. Calculate the circumference of the following circles.  
Give your answers to 1 decimal place.

a)



(2 marks)

b)



(2 marks)

c)



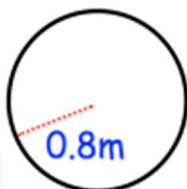
(2 marks)

d)



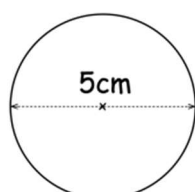
(2 marks)

e)



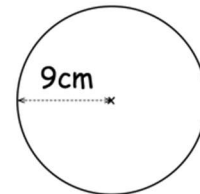
(2 marks)

2. Shown below is a circle with diameter 5cm.



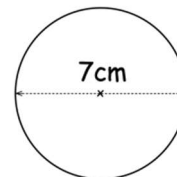
Calculate the circumference of the circle.  
Give your answer to 1 decimal place.

3. Shown below is a circle with radius 9cm.



Work out the circumference of the circle.  
Give your answer to 1 decimal place.

4. Shown below is a circle with diameter 7cm.



Work out the circumference of the circle.  
Give your answer in terms of  $\pi$

5. A circle has a radius of 6.5 cm.  
Work out the circumference of the circle.  
Give your answer correct to 2 decimal places.

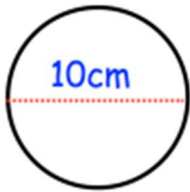
(2 marks)

(3 marks)



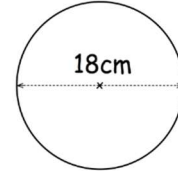
1. Calculate the area of the circles. Give your answer to 1 decimal place.

a)



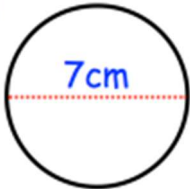
(3 marks)

3. A circle has a diameter of 18cm.



Work out the area of the circle.  
State the units for your answer.  
Give your answer to 2 decimal places.

b)

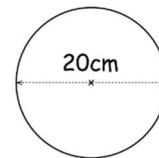


(2 marks)

(2 marks)

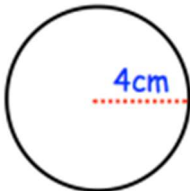
(3 marks)

4. A circle has a diameter of 20cm.



Work out the area of the circle.  
State the units for your answer.  
Give your answer to 2 decimal places.

c)



(2 marks)

d)

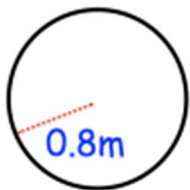


(3 marks)

5. A circle has radius 3cm.

Work out the area of the circle.  
Give your answer in terms of  $\pi$

e)

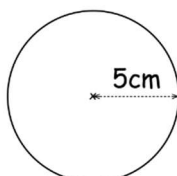


(2 marks)

(2 marks)

(2 marks)

2. Shown is a circle with radius 5cm.

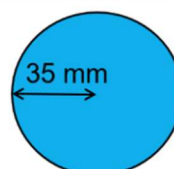


Work out the area of the circle.

State the units for your answer.  
Give your answer to 2 decimal places.

1. Calculate the area and circumference of these circles. State the units for your answers.

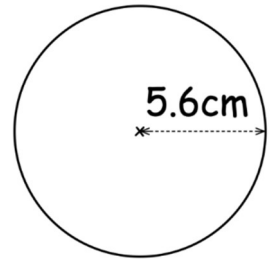
(a)



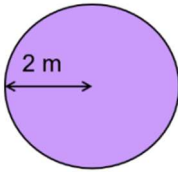
(2 marks)

4. A circle has radius 5.6cm.

Work out the circumference of the circle.  
Give your answer to 1 decimal place.



(b)

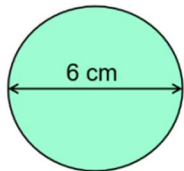


(4 marks)

2. Calculate the area and circumference of these circles. State the units for your answers.

(2 marks)

(a)

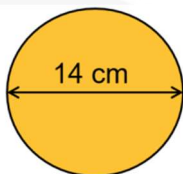


5. a) Find the circumference of a bicycle wheel of radius 32cm. Give your answer in metres.

(4 marks)

(2 marks)

(b)



- b) Find the area of a circular table top with diameter 1.05m. State your units.

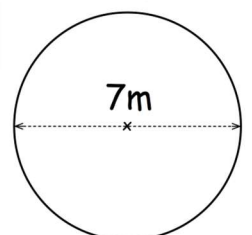
(4 marks)

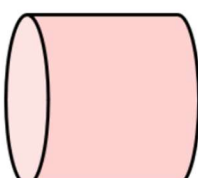
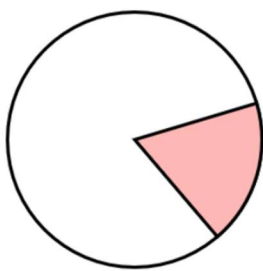
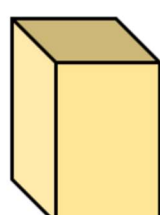


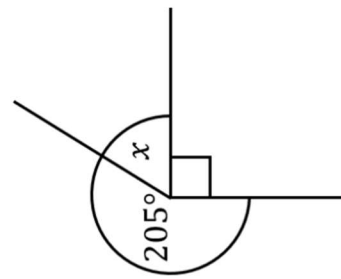
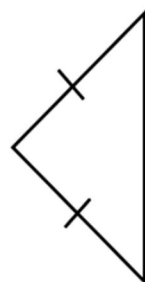
(2 marks)

3.

A circular flower bed has diameter 7 metres.

Work out the area of the flower bed.  
Give your answer correct to 1 decimal place.



Geometry Revision					1		
<b>(a)</b>	Write down the mathematical name for this 3D shape. 	<b>(b)</b>	Convert 720 centimetres into metres.	<b>(c)</b>	Write down the name for a five-sided polygon.	<b>(d)</b>	(i) Write down the mathematical name for the shaded part of the circle shown.  (ii) On the same diagram, draw a chord of the circle.
<b>(e)</b>	Write down the number of faces this 3D shape has. 	<b>(f)</b>	Convert 5.4 kilograms into grams.	<b>(g)</b>	How many vertices does this 3D shape have? 	<b>(h)</b>	In the space below, draw a line which is 4.2 cm long.
<b>(i)</b>	Convert 2700 millilitres into litres.		(i) What type of angle is the angle marked $x$ ?	<b>(j)</b>	(i) Find the size of angle $x$ .  (ii) Give a reason for your answer.	<b>(k)</b>	(i) Write down the name given to this type of triangle.  (ii) Write down the name given to this type of quadrilateral. 